

LIBRIS

We know
books

GOLD experience

2ND EDITION

STUDENT'S BOOK

B1

Preliminary
for Schools

| Unit | Reading | Grammar | Vocabulary |
|---------------------------------------|--|---|--|
| Starter Happy days | topic: a great day task: matching | articles past simple comparative and superlative structures | science entertainment the natural world travel free time |
| 1 Identity page 9 | topic: identities skill: matching information task: multiple matching | present simple and present continuous (p12) adverbs of frequency, time phrases (p14) | personality adjectives adjective + preposition collocations |
| 2 Get the message page 21 | topic: communication skill: understanding overall meaning task: multiple choice | past simple and past continuous (p24) <i>-ing</i> form (p26) | language and communication verb + preposition collocations |
| 3 The future is now page 33 | topic: the future of music skill: skim-reading a text task: gapped text | the future: <i>will, going to, present continuous, present simple</i> (p36) modal verbs for advice and suggestions (p38) | technology in the home phrasal verbs |
| 4 Taking part page 45 | topic: unusual sports skill: identifying phrases with similar meanings task: multiple matching | present perfect (p48) past simple and present perfect (p50) | sport |
| 5 In the spotlight page 57 | topic: growing up in the spotlight skill: understanding what is being tested task: signs and notices; multiple choice | zero, first and second conditionals (p60) <i>unless, in case, if I were you</i> (p62) | entertainment |

| Listening | Speaking | Writing | Switch on |
|---|---|---|--|
| <p>topic: holiday photos</p> <p>task: matching</p> | <p>topic: summer holidays</p> <p>task: collaborative task</p> | <p>topic: my personal best</p> <p>task: paragraph about an experience</p> | |
| <p>topic: cities</p> <p>skill: understanding agreement and disagreement</p> <p>task: multiple choice</p> | <p>topic: giving personal information</p> <p>skill: giving reasons and examples</p> <p>task: introductions – social interaction</p> | <p>topic: a personal profile</p> <p>skill: getting started, reacting, finishing</p> <p>task: email</p> | <p>video: no more boys and girls</p> <p>project: prepare a presentation</p> |
| <p>topic: a summer camp</p> <p>skill: predicting information</p> <p>task: sentence completion</p> | <p>topic: communicating</p> <p>skill: organising your description</p> <p>task: describing a photo</p> | <p>topic: mistakes</p> <p>skill: creating an atmosphere; using strong adjectives and adverbs</p> <p>task: story</p> | <p>video: school interpreters</p> <p>project: make an information poster</p> |
| <p>topic: buying something new</p> <p>skill: identifying differences</p> <p>task: multiple choice (pictures)</p> | <p>topic: the future of technology</p> <p>skill: giving and asking for opinions, agreeing and disagreeing</p> <p>task: collaborative task and discussion</p> | <p>topic: living without technology</p> <p>skill: giving advice and making suggestions</p> <p>task: email</p> | <p>video: app entrepreneurs</p> <p>project: design an app</p> |
| <p>topic: enjoying sport</p> <p>skill: listening for the question</p> <p>task: multiple choice</p> | <p>topic: watching and doing sport</p> <p>skill: saying when you are not sure</p> <p>task: describing a photo</p> | <p>topic: a new sport</p> <p>skill: linking ideas</p> <p>task: article</p> | <p>video: top spin</p> <p>project: plan a campaign</p> |
| <p>topic: music</p> <p>skill: identifying agreement</p> <p>task: multiple choice</p> | <p>topic: live music</p> <p>skill: dealing with unknown words</p> <p>task: describing a photo</p> | <p>topic: an evening of entertainment</p> <p>skill: making positive comments, describing problems</p> <p>task: article</p> | <p>video: in search of fame</p> <p>project: write a fact file</p> |

| Unit | Reading | Grammar | Vocabulary |
|---------------------------------------|--|---|---|
| 6 Down to earth page 69 | topic: our blue planet skill: referencing in a text task: gapped text | the passive: present simple and past simple (p72) <i>have/get something done</i> (p74) | the natural world order of adjectives |
| 7 Travellers' tales page 81 | topic: ways of travelling skill: matching details task: multiple matching | defining relative clauses (p84) modals of obligation, prohibition and necessity (p86) | travel verb and noun forms |
| 8 Time out page 93 | topic: developing patience skill: finding synonyms task: multiple choice | reported speech (p96) indirect questions (p98) | hobbies and interests |
| 9 Life experiences page 105 | topic: summer bucket list skill: identifying linking task: gapped text | past perfect (p108) <i>used to</i> (p110) | feelings <i>-ed</i> and <i>-ing</i> adjectives |
| 10 Summertime! page 117 | topic: holiday jobs task: multiple choice, open cloze, multiple-choice cloze | | |

Grammar file page 124
Extend vocabulary page 144
Exam file page 146

Activity file page 156
Audioscripts page 167

| Listening | Speaking | Writing | Switch on |
|--|---|--|---|
| <p>topic: young people who change the world</p> <p>skill: avoiding distractors</p> <p>task: multiple choice</p> | <p>topic: being environmentally friendly</p> <p>skill: turn-taking</p> <p>task: collaborative task</p> | <p>topic: a place to visit</p> <p>skill: thanking, inviting, accepting, refusing</p> <p>task: email</p> | <p>video: ocean culture</p> <p>project: design a community</p> |
| <p>topic: travelling the world</p> <p>skill: identifying the type of information missing</p> <p>task: sentence completion</p> | <p>topic: travel problems</p> <p>skill: referring back to what someone said</p> <p>task: discussion</p> | <p>topic: holiday tips</p> <p>skill: creating interest</p> <p>task: article</p> | <p>video: surf around the world</p> <p>project: prepare a research-based presentation</p> |
| <p>topic: unusual hobbies</p> <p>skill: avoiding distraction</p> <p>task: multiple choice (pictures)</p> | <p>topic: talent shows</p> <p>skill: making and responding to suggestions</p> <p>task: collaborative task and discussion</p> | <p>topic: celebrity hobbies</p> <p>skill: paragraph openers</p> <p>task: article</p> | <p>video: domino art</p> <p>project: write a video script</p> |
| <p>topic: experiences</p> <p>skill: listening for advice</p> <p>task: multiple choice</p> | <p>topic: living on a desert island</p> <p>skill: describing likes and dislikes</p> <p>task: discussion</p> | <p>topic: a day out</p> <p>skill: ordering events</p> <p>task: story</p> | <p>video: finding your voice</p> <p>project: debate a topic</p> |
| <p>topic: work experience</p> <p>task: notes completion, multiple choice</p> | <p>topic: various</p> <p>task: all parts</p> | <p>topic: various</p> <p>task: email, article, story</p> | |



Free time is the best time.



Look at the photo and discuss the questions.

- 1 Who do you like to spend your free time with? Why?
- 2 How would you describe your perfect weekend?

STARTER

Happy days

READING

read blog posts about a great day

LISTENING

listen to people talking about holiday photos

SPEAKING

talk about your summer holiday

WRITING

write about your best moment

Power up

- 1 Work in groups. Find five things you have in common with the other people in your group (e.g. something you both like/dislike, a skill you share).

Read on

- 2 Match the phrases (1-5) with the photos on page 7 (A-E).

- 1 A future scientist
- 2 Our new pet
- 3 My first performance!
- 4 Friends are the best!
- 5 Mmm ... my favourite drink!

- 3 Read the posts on page 7. Find someone who:

- 1 thinks something is attractive.
- 2 has just celebrated a special day.
- 3 met someone successful.
- 4 will return home soon.
- 5 felt different to how he/she expected.

- 4 Match the topics (1-5) with the posts on page 7 (A-E). Add five words for each topic.


1 science

2 entertainment

3 home life

4 travel

5 free time




EMILY

I was the last one on the stage, and they had cameras there! I wasn't as nervous as I thought I would be, but I'm pleased with the results.



ADRIANA

The best day ever! My project won first prize and guess who gave the prize? My hero - the owner of a big technology company!



DANNY

After shopping for hours and spending all our birthday money, Sam and I had a hot chocolate at Willy's Café. Yummy!



MADISON

Our last day in Germany. This trip was more amazing than I ever imagined. I'm going to miss all my new friends.



RYAN

Meet the newest member of our family. Isn't she gorgeous?

5 Complete the blog post with 'a', 'an', 'the' or no article (-).

Blogging about your hobbies

I'm a huge fan of collecting ¹..... football stickers and so, when ²..... visitor to the school suggested that we start ³..... interesting blog on something, my hobby was ⁴..... most natural choice. Being ⁵..... blogger has ⁶..... lot of good things about it. For a start, I'm better at writing now, and ⁷..... good communication is really important. It also needs ⁸..... time and someone who is organised. These are also ⁹..... kinds of things that really help in ¹⁰..... life, and I'm happy that I'm doing something to develop them. I've also met a lot of new people, through ¹¹..... emails and comments. Most blogging communities are very friendly places. In fact, some of ¹²..... people I have met through blogging are really nice!

6 Did you have a good summer? Look at the list of holiday activities. Which sentences are true for you?

Last summer I:



- A went walking in the countryside.
- B learnt a new skill.
- C travelled to a new place.
- D played a new game.
- E had a family barbecue.
- F tried a new food or drink.
- G took lots of photos.
- H swam outdoors.

Listen up

7 S.1 Listen to eight people talking about their holiday photos. Match the speakers (1-8) with the activities in Ex 6 (A-H).

Speak up

8 Work in pairs. Take turns to give your partner more information about the sentences you chose in Ex 6.

9 Work in pairs. Think about your summer holiday and discuss the questions.

- 1 What was the best thing you did on your last holiday? Why?
- 2 What new place did you go to (e.g. a new shop, a new street)? What did you think of it?
- 3 Are you very active in your free time? Why/Why not?
- 4 Do you prefer to be in the city or in the countryside when you have free time? Why?

10 Work in pairs. Some family friends are coming to visit next month. They have two children your age. Which activity do you think all the family would enjoy the least? Why? Can you agree on the best one?

visit the park

have a picnic

look around the shops

go to the cinema

go to a pizza restaurant

go to a museum

play computer games

game on

Write four sentences about your last holiday – two that are true and two that are false. Then work in pairs and read your sentences to your partner. He/She must guess which sentences are false.

Write on

11 Write two sentences about:

- 1 something you saw on TV or at the cinema and enjoyed.
- 2 something new you tried.
- 3 somewhere you like going.
- 5 someone new you met recently.
- 4 something you do really well.

12 Read the advert and the student's paragraph below. Then write a paragraph about yourself. Write about 100 words.

My personal best!


We want to use our website to show the world what great students we have in our school. Tell us about your personal best moment!

- When did it happen?
- What skills did you use?
- What did you do?
- Why was it your best moment?

When I was at primary school, we all had to come to school dressed like a person from our favourite book. I really loved Little Red Riding Hood, so I decided to dress like her.

My mum found me a photo on the internet to copy and my dad helped me. It took us all weekend and I didn't get everything right the first time!

There was a competition at school the next day and I got a prize! You might think it's not a big thing, but I learnt that you get much more out of things when you spend a lot more time preparing.



“

**Be who
you are.**

”



Look at the photo and discuss the questions.

- 1 Can you think of three words that describe your personality?
- 2 Do you behave differently in different situations? Think about:
 - with your family.
 - with your friends.
 - at school.
 - with strangers.

Identity

READING

topic: identities

skill: matching information

task: multiple matching

GRAMMAR

talking about the present:
present simple and present
continuous

adverbs of frequency, time
phrases

VOCABULARY

personality adjectives

adjective + preposition

collocations

LISTENING

topic: cities

skill: understanding
agreement and disagreement

task: multiple choice

SPEAKING

topic: giving personal
information

skill: giving reasons and
examples

task: introductions – social
interaction

WRITING

topic: a personal profile

skill: getting started, reacting,
finishing

task: email

SWITCH ON

video: no more boys and girls
project: prepare a presentation

How to make your own identity box

Find a box you love and put things in it to show who you are. Take a photo of your box to show to your friends or put on your profile.

Power up

1 Work in pairs. Read the instructions about how to make an identity box. Look at pictures A–C and answer the questions.

- 1 What is an identity box?
- 2 What kind of person do you think owns each box? Why?
- 3 What does each box show?



Read on

2 Read about the five people below. Find the key words in each profile. What hobbies does each person have?

MARLA

1

I live with my family in São Paulo – a huge city! I'm learning how to play the guitar at the moment. I feel really happy when I hang out with my friends after school.

SANDRA

3

I live in the city with all my brothers and sisters. We're very musical – we always fight about who gets to play! We go to a lot of shows. We're taking part in a TV programme.

COCO

5

I know everyone because I live in a very small village. I like cooking for my family. I travel a lot and I'm a member of several clubs. I like organising people.

SANDIP


2

I live in a village near the mountains with my parents and all my cousins. I spend a lot of time outdoors but I also like reading at home. I want to be an author.

PAOLO

4

I'm living with my grandma by the sea this summer but I go back home every weekend. I love being outdoors and I do lots of sports.



3 Read the exam tip and complete the tasks.

exam tip: multiple matching

Make sure **all** the information matches, not just some of it.

What do we know about Marla in Ex 2? Choose the correct information.

- 1 city / village
- 2 likes music / sports
- 3 likes being alone / with friends

Read descriptions B, C and G below. Find all the information that matches Marla's profile. Which box belongs to her?

4 **e** Read the descriptions of identity boxes below. Match the identity boxes (A–H) with the people in Ex 2 (2–5).

5 Find words or phrases in the descriptions that have these meanings.

- 1 an area of land between hills and mountains:
- 2 spend time with:
- 3 small sticky papers with words or pictures on them:
- 4 the area behind the main thing that you are looking at:
- 5 a person that belongs to an organisation:

Sum up

6 Work in pairs. Cover the descriptions. What did the students put in their boxes? Why?

Coco: she put a saucepan in her identity box because she likes cooking.

Sandip: he put the book in his box because he wants to be an author.

Speak up

7 Plan your identity box. Work in pairs and discuss these things.

- 1 Choose five things to put in your box. Why did you choose them?
- 2 What objects, photographs, music, etc. would you choose to show your life? Think about these things.
 - your family
 - your hobbies
 - where you live

IDENTITY BOXES

We found these boxes. Whose are they?

- A This box is a paper box. In it there is a photo of a family and eight children. They are standing near a house at the bottom of a valley. There is also a pair of walking boots and a book with the title 'How to Write'.
- B This box is a big silver box with a lot of patterns on it. Inside there's a photo of a girl. There is a CD by a pop group and a photograph of someone playing the guitar. There is also a small model of the Eiffel Tower.
- C This box is painted with lots of colours. Inside there's a programme for the theatre, a page from an entertainment guide and a photo of several boys and girls. They are walking on a bridge in a big city and one boy is holding a guitar.
- D This is a wooden box with a recipe book and a wooden spoon inside. There's a picture of a girl standing next to a woman on a TV show. The box also contains a pair of new tennis shoes.
- E This is a very messy box. Inside the box there is a picture of a family at the seaside in swimsuits. There are also several shells and a mirror. There's a book called 'Teach Yourself to Play Guitar' and a picture of a boat.
- F This box has got stickers of different places all over it. Inside there's a photo of some little houses around a square and there is a river nearby. There's a small saucepan and a diary with lots of timetables and notes in it.

- G This box has been painted with pictures of skyscrapers and huge buildings. There's a CD of a pop singer and a card with the address of a music teacher. There's a photo of a large group of students, all laughing together in a park.
- H This is a very big box. It has a basketball in it and a photo of a boy with a surfboard and an old lady smiling. There's another photo of a football team on a bus with mountains in the background.

